RACINES EPHEMERES Contrabass

SANDEEP BHAGWATI 2008

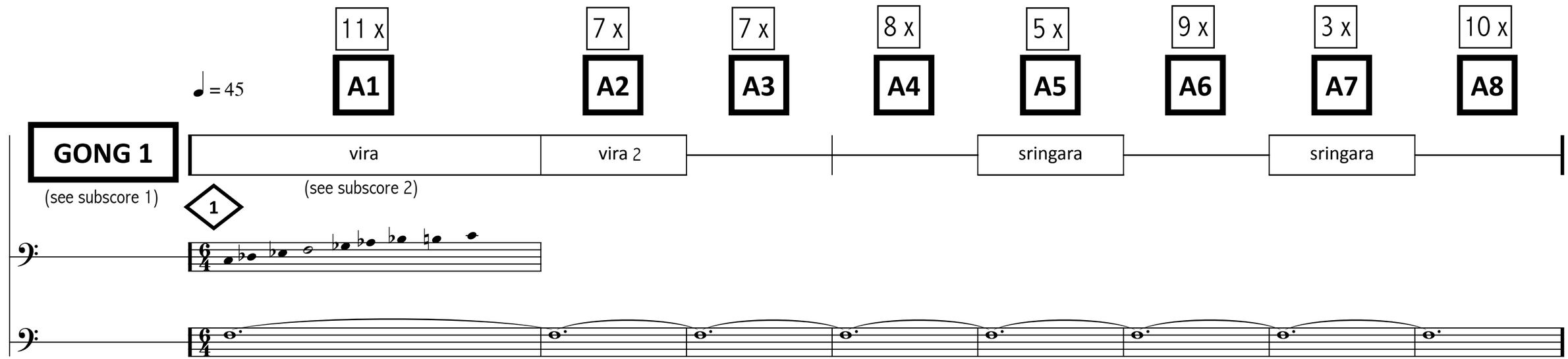

VIRA 2



SRINGARA



© matramusic 2008

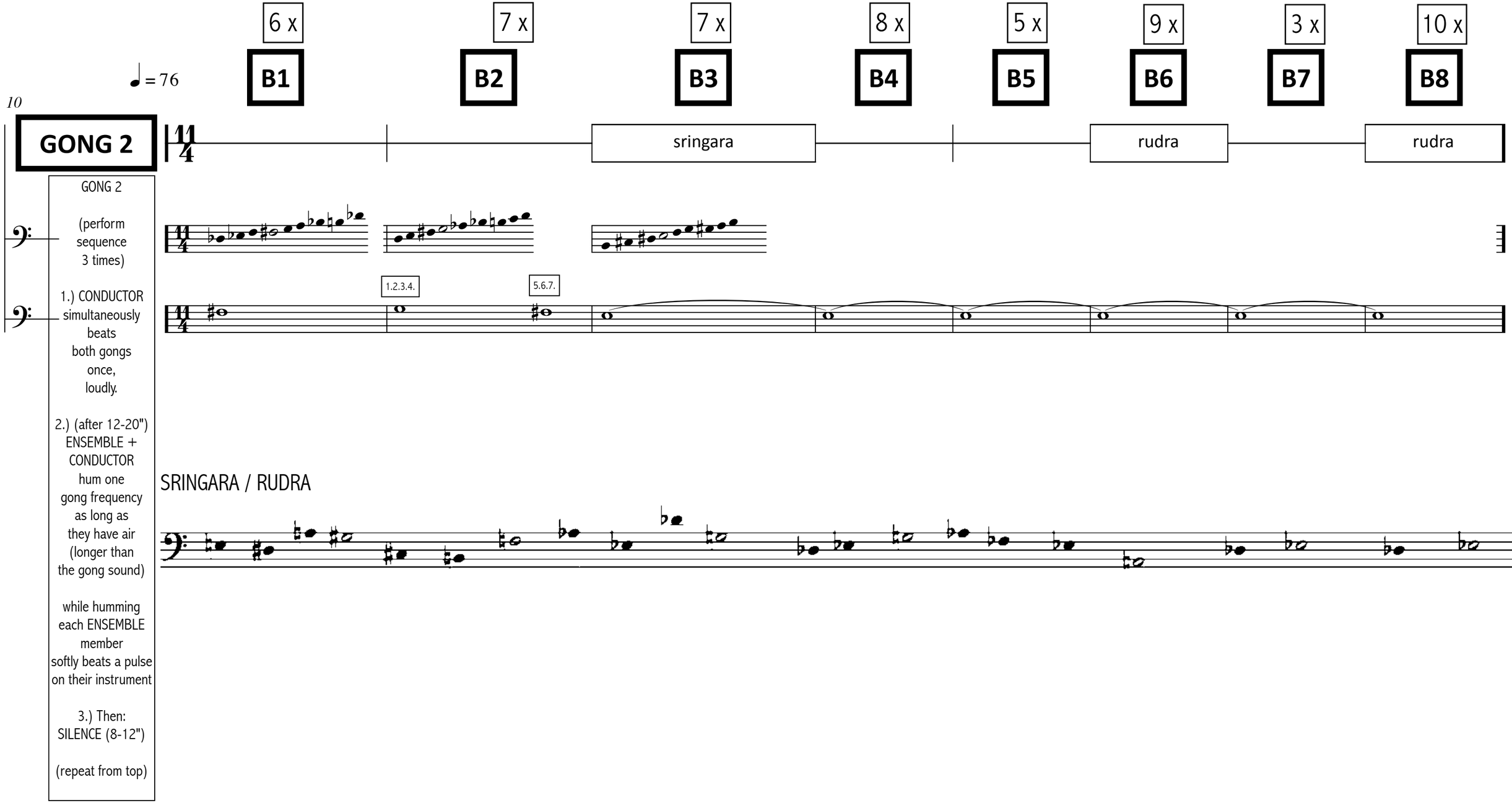

GONG 2

(perform sequence 3 times)

1.) CONDUCTOR simultaneously beats both gongs once, loudly.

2.) (after 12-20") ENSEMBLE + CONDUCTOR hum one gong frequency as long as they have air (longer than the gong sound)

while humming each ENSEMBLE member softly beats a pulse on their instrument

3.) Then: SILENCE (8-12")

(repeat from top)

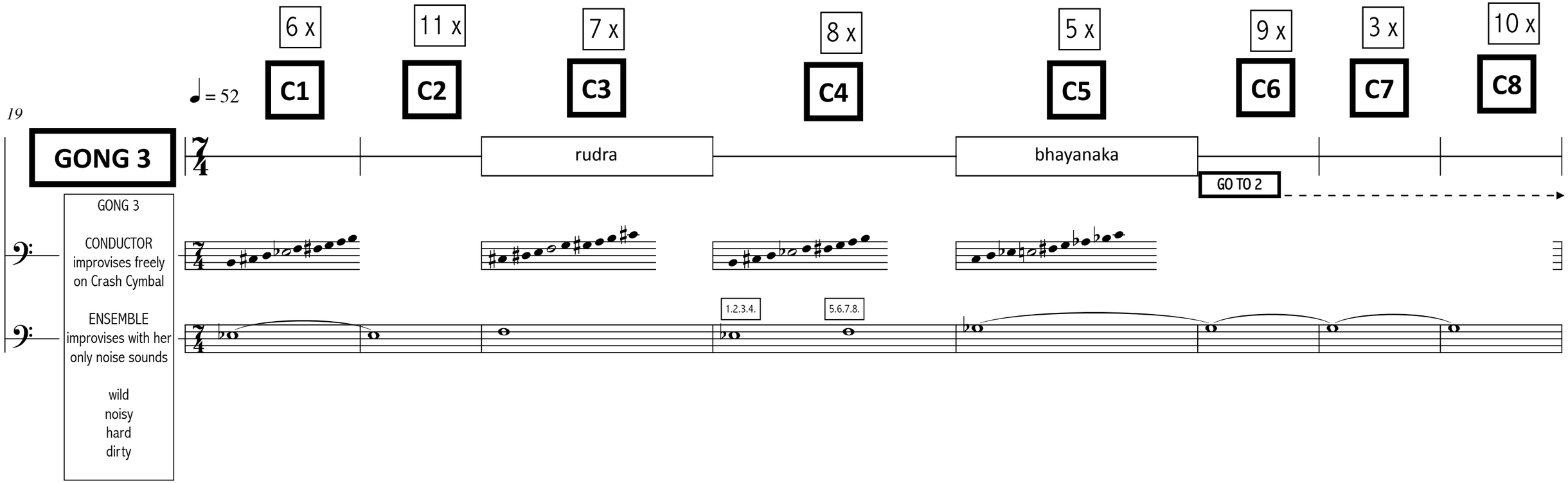

RUDRA



BHAYANAKA



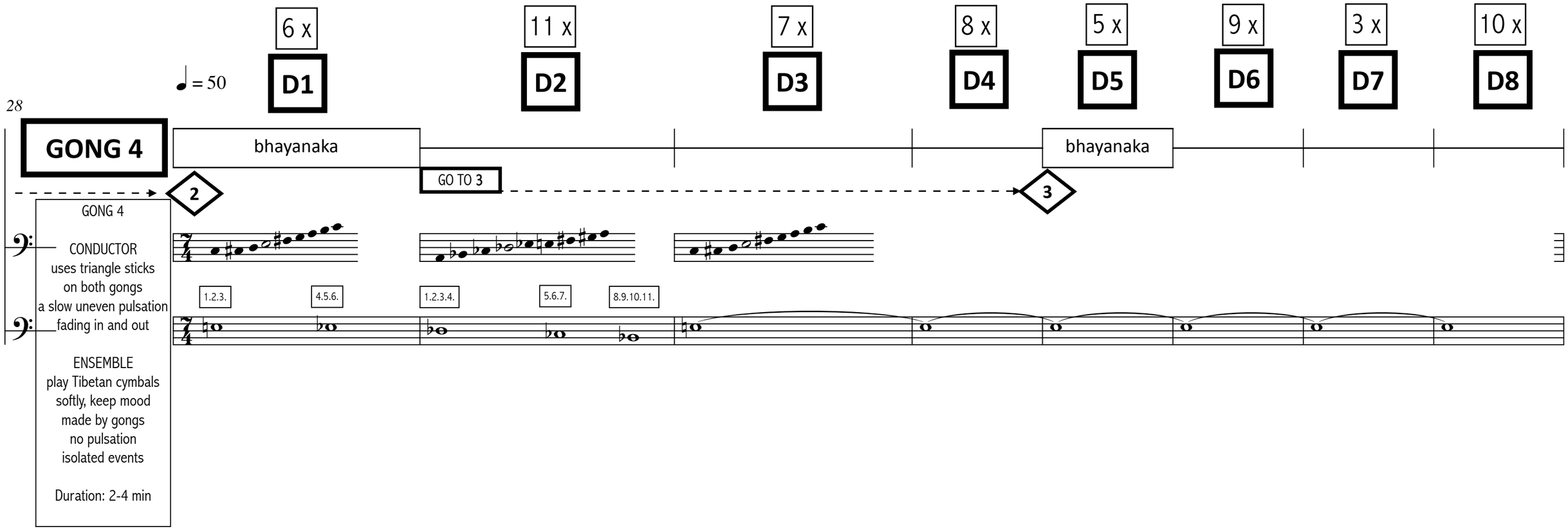
6 x
11 x
7 x
8 x
5 x
9 x
3 x
10 x
= 50
D1
D2
D3
D4
D5
D6
D7
D8
28
GONG 4
bhayanaka
GO TO 3
bhayanaka
2
3
GONG 4
CONDUCTOR
uses triangle sticks
on both gongs
a slow uneven pulsation
fading in and out
ENSEMBLE
play Tibetan cymbals
softly, keep mood
made by gongs
no pulsation
isolated events
Duration: 2-4 min
1.2.3.
4.5.6.
1.2.3.4.
5.6.7.
8.9.10.11.

BHAYANAKA



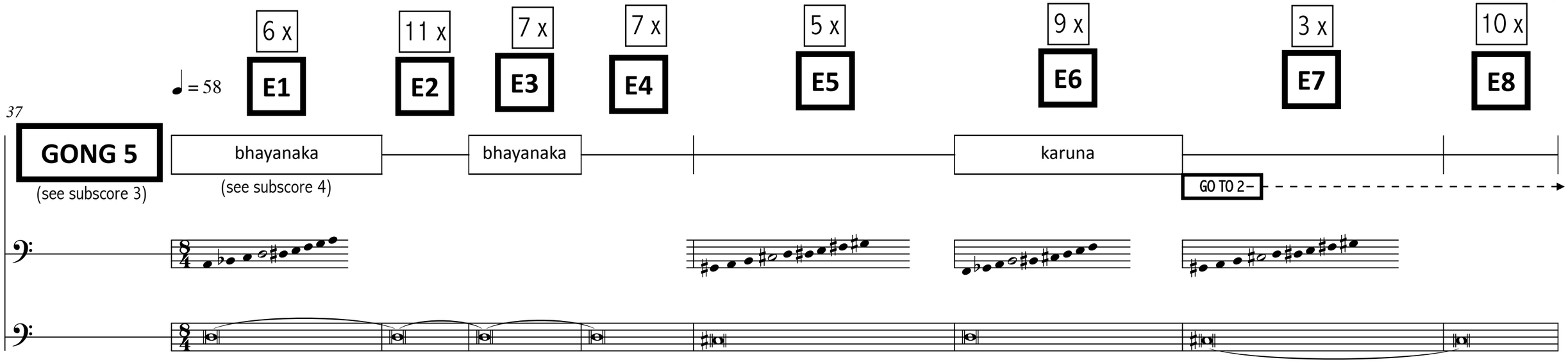

BHAYANAKA



KARUNA




6 x
F1
11 x
F2
7 x
F3
7 x
F4
8 x
F5
9 x
F6
3 x
F7
10 x
F8
= 38
46
GONG 6
bibhatsa
karuna
GONG 6
ENSEMBLE
a transparent cloud
of triangle sounds
CONDUCTOR
freely improvises
on the Vivier-Theme
on Crotales
freely using
two-note chords.
3 times
(beginning, middle,end)
she hits the
gongs
(with Crotales beaters)
Duration: 1-3 min
BIBHATSA
KARUNA

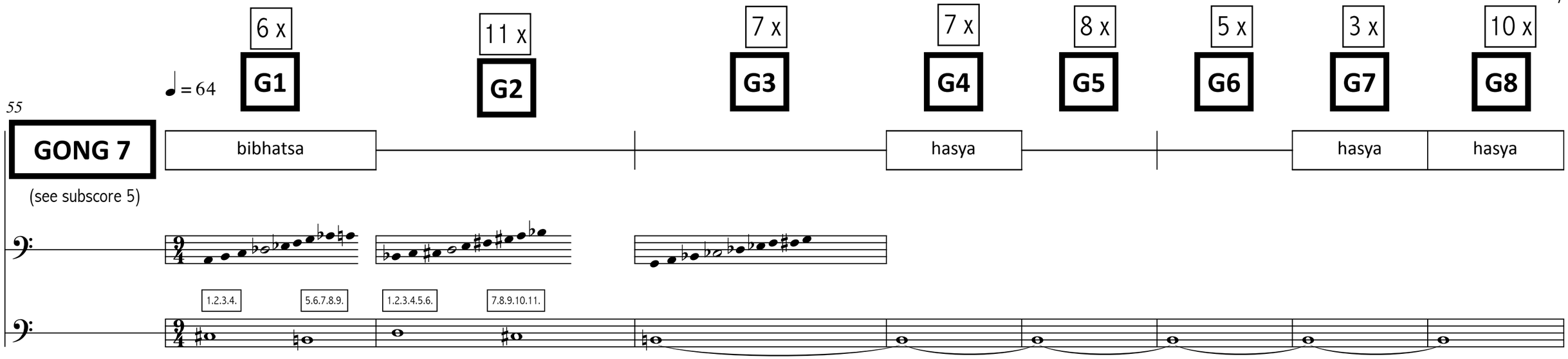

BIBHATSA



HASYA



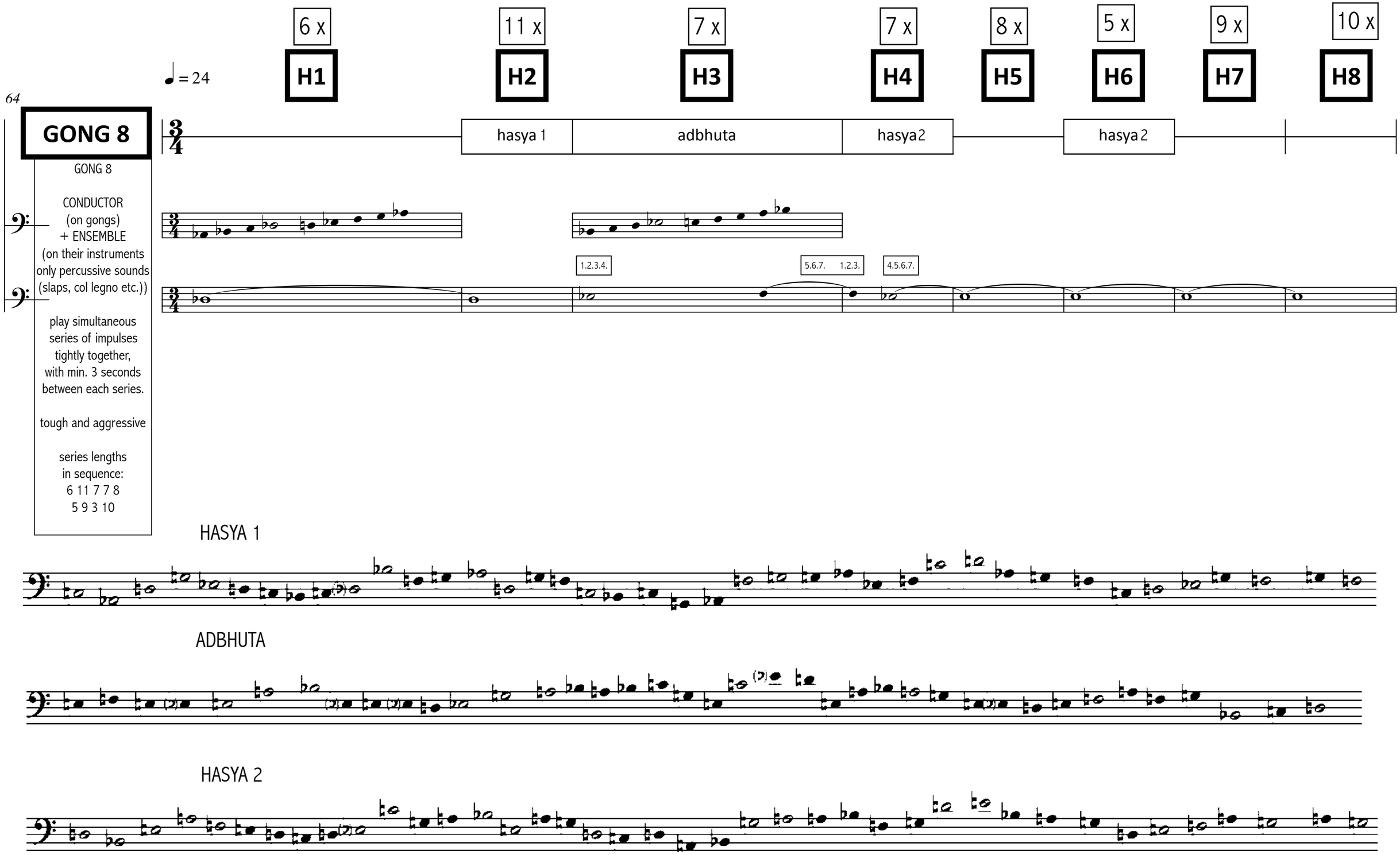
6 x
11 x
7 x
7 x
8 x
5 x
9 x
10 x
H1
H2
H3
H4
H5
H6
H7
H8
♩ = 24
64
GONG 8
hasya 1
adbhuta
hasya 2
hasya 2
GONG 8
CONDUCTOR
(on gongs)
+ ENSEMBLE
(on their instruments
only percussive sounds
(slaps, col legno etc.))
play simultaneous
series of impulses
tightly together,
with min. 3 seconds
between each series.
tough and aggressive
series lengths
in sequence:
6 11 7 7 8
5 9 3 10
1.2.3.4.
5.6.7. 1.2.3.
4.5.6.7.
HASYA 1
ADBHUTA
HASYA 2

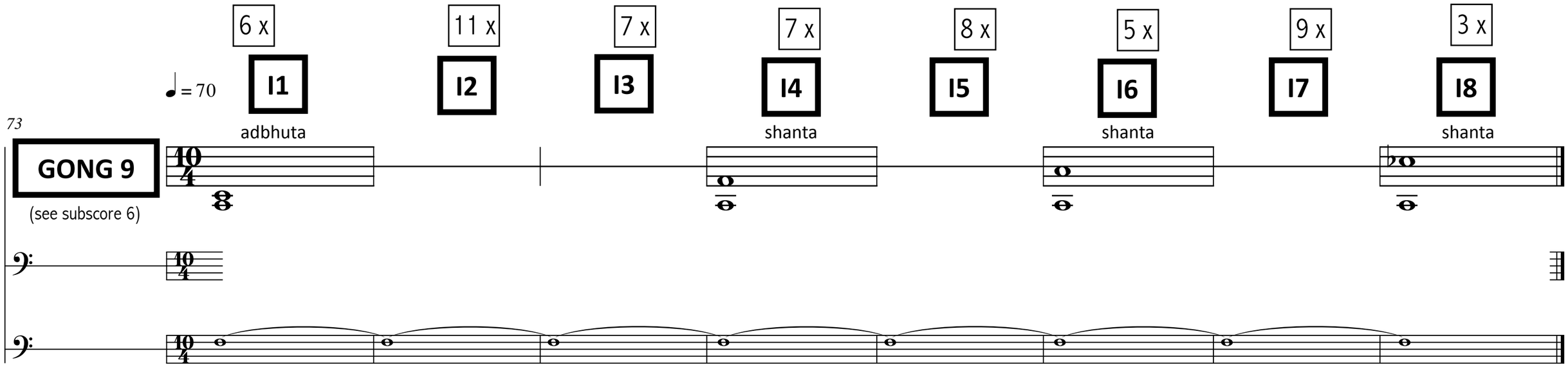
6 x
11 x
7 x
7 x
8 x
5 x
9 x
3 x
= 70
I1
I2
I3
I4
I5
I6
I7
I8
73
adbhuta
shanta
shanta
shanta
GONG 9
(see subscore 6)